

TP wall and ceiling bracket



TP wall and ceiling bracket with clamping lugs for screwless mesh cable tray fastening. Important! If the ceiling bracket is fastened directly to the wall or ceiling, then, for reasons of stability, always use the spacer, type DS 4.

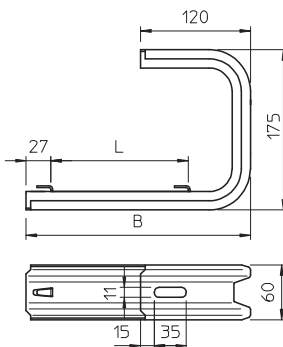
Max. side height of the cable support system 60 mm.

Type	For width mm	F in kN ceiling	F in kN Wall	Pack. pcs	Weight kg/100 pcs.	Item No.
TPDG 145 FS	100	1,3	1,4	6	53,000	6365906
TPDG 195 FS	150	0,95	1,05	6	91,100	6365914
TPDG 245 FS	200	0,8	0,87	5	68,000	6365922
TPDG 345 FS	300	0,5	0,55	5	81,000	6365949
TPDG 145 FT	100	1,3	1,4	6	56,000	6365977
TPDG 245 FT	200	0,8	0,87	5	71,000	6365981
TPDG 345 FT	300	0,5	0,55	5	86,000	6365985
TPDG 145 VA4301	100	1,3	1,4	6	53,000	6365989
TPDG 195 VA4301	150	0,95	1,05	6	91,100	6365991
TPDG 245 VA4301	200	0,8	0,87	5	67,000	6365993
TPDG 345 VA4301	300	0,5	0,55	5	81,000	6365995

St Steel **V2A** Stainless steel, grade 304

FS Strip-galvanised **FT** Hot-dip galvanised

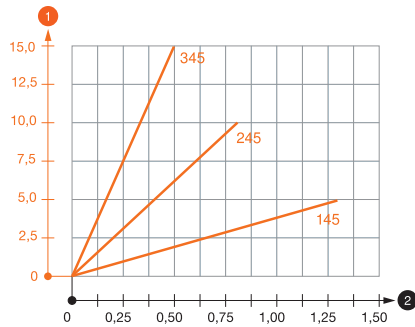
Dimensions



Type	Dimension B mm	Dimension L mm
TPDG 145 FS	145	110
TPDG 195 FS	195	160
TPDG 245 FS	245	210
TPDG 345 FS	345	310
TPDG 145 FT	145	110
TPDG 245 FT	245	210
TPDG 345 FT	345	310
TPDG 145 VA4301	145	175
TPDG 195 VA4301	195	175
TPDG 245 VA4301	245	175
TPDG 345 VA4301	345	175

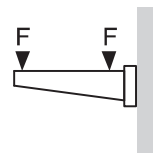
TP wall and ceiling bracket

Load



Load diagram, ceiling bracket TPDG

- 1 Bending of the bracket tip at permitted bracket load
- 2 Permitted bracket load in kN without man load
- Load curve with bracket lengths in mm



Characteristic anchor load values for TPD wall and ceiling bracket - Wall fastening

Max. load F [kN]	145	245	345	445	545
Bracket length [mm]	145	245	345	445	545
Anchor type					
BZ-U 8-30-41/95	1	0,7	0,5	0,4	0,3
BZ-U 10-30-50/110	1,5	0,9	0,55	0,45	0,35

Max. total load F = cable weight + cable tray + ceiling bracket. The load capacity values increase considerably when used in uncracked concrete. The values given are based on concrete of strength class C20/25.



Max. load F [kN]	145	245	345	445	545
Bracket length [mm]	145	245	345	445	545
Anchor type					
BZ-U 8-30-41/95	1,3	0,8	0,5	0,35	0,25
BZ-U 10-30-50/110	1,3	0,8	0,5	0,35	0,25

Max. total load F = cable weight + cable tray + ceiling bracket. The load capacity values increase considerably when used in uncracked concrete. The values given are based on concrete of strength class C20/25.