

Wall and support bracket MWAG 12

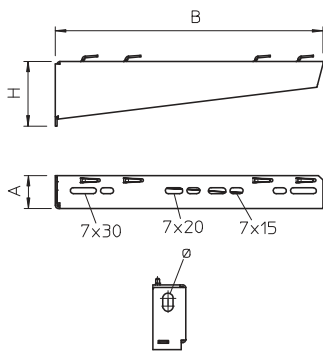
Light-duty wall and support bracket for screwless mesh cable tray fastening. Including truss-head bolt M10 x 25 for fastening to U supports.



Type	Width mm	F in kN	Pack. pcs	Weight kg/100 pcs.	Item No.
MWAG 12 11 FS	110	1,2	30	12,700	6424600
MWAG 12 21 FS	210	1,2	30	24,400	6424608
MWAG 12 31 FS	310	1,2	30	50,300	6424616
MWAG 12 41 FS	410	1,2	25	68,000	6424624

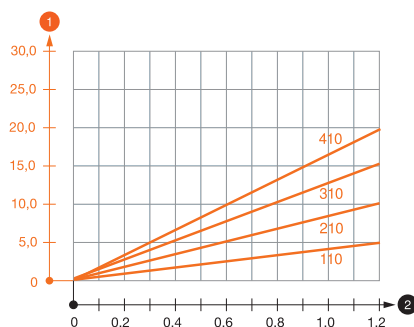
- St** Steel
- FS** Strip-galvanised

Dimensions



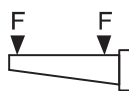
Type	Dimen- sion B mm	Dimen- sion A mm	Dimen- sion H mm	Hole- Ø mm
MWAG 12 11 FS	110	32,5	53	11
MWAG 12 21 FS	210	32,5	65	11
MWAG 12 31 FS	310	38	75	11
MWAG 12 41 FS	410	38	83	11

Load



Load diagram, bracket type MWAG 12

- ① Bending of the bracket tip at permitted bracket load
- ② Permitted bracket load in kN without man load
- Load curve with bracket lengths in mm



Characteristic anchor load values for wall bracket MWAG 12 - Wall fastening

Max. load F [kN]	110	210	310	410
Bracket width [mm]				
Anchor type				
BZ-U 8-10-21/75	1,2	0,95	0,7	0,65
BZ-U 10-10-30/90	1,2	1,2	1,2	1,2

Max. total load F = cable weight + cable tray + bracket. The load capacity values increase considerably when used in uncracked concrete. The values given are based on concrete of strength class C20/25. Observe the installation conditions of the DIBt approval (anchors).